

Contacting Dell

To contact Dell for sales, technical support, or customer service issues, go to dell.com/ContactDell

Επικοινωνία με την Dell

Αν θέλετε να επικοινωνήσετε με την Dell για θέματα πωλήσεων, τεχνικής υποστήριξης ή εξυπηρέτησης πελατών, επισκεφτείτε την ιστοσελίδα dell.com/ContactDell

Contactar a Dell

Para entrar em contacto com a Dell relativamente a assuntos de vendas, suporte técnico ou serviço de apoio ao cliente, aceda a dell.com/ContactDell

Cum se poate contacta Dell

Pentru a contacta reprezentanții Dell pentru probleme legate de vânzări, asistență tehnică sau relații cu clienții, accesați dell.com/ContactDell

Vzpostavljajte stika z družbo Dell

Če želite vzpostaviti stik z družbo Dell za prodajo, tehnično podpora ali podpora uporabnikom, obiščite dell.com/ContactDell

More Information

For regulatory and safety best practices, see dell.com/regulatory_compliance

Περισσότερες πληροφορίες

Για τις άριστες πρακτικές σε θέματα κανονισμών και ασφάλειας, ανατρέξτε στην ιστοσελίδα dell.com/regulatory_compliance

Mais informações

Para obter informações sobre regulamentação e melhores práticas de segurança, consulte dell.com/regulatory_compliance

Mai multe informații

Pentru cele mai bune practici privind reglementările și siguranța, consultați dell.com/regulatory_compliance

Več informacij

Regulativne informacije in informacije o najboljših praksah poiščite na dell.com/regulatory_compliance

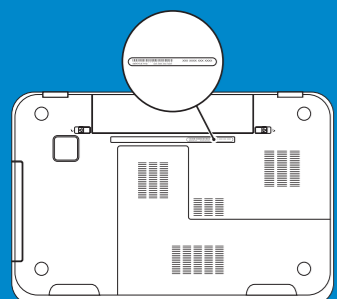
Service Tag

Ετικέτα εξυπηρέτησης

Etiqueta de serviço

Etichetă de service

Servisna oznaka



Información para la NOM o Norma Oficial Mexicana (Solo para México)

La siguiente información afecta a los dispositivos descritos en este documento de acuerdo a los requisitos de la Normativa Oficial Mexicana (NOM):

Importador:

Dell México S.A. de C.V.

Paseo de la Reforma 2620 – Piso 11^o

Col. Lomas Altas

11950 México, D.F.

Número de modelo normativo: P15E

Tensión de entrada: 100 V CA–240 V CA

Intensidad de entrada (máxima): 1,50 A/1,60 A/1,70 A/2,30 A/2,50 A

Frecuencia de entrada: 50 Hz–60 Hz

Intensidad de salida: 3,34A/4,62A/6,70A

Tensión de salida: 19,5 V CC

© 2012–2013 Dell Inc.

Dell™, the DELL logo, and Inspiron™ are trademarks of Dell Inc. Windows® is either a trademark or registered trademark of Microsoft Corporation in the United States and/or other countries.

Regulatory model: P15E | Type: P15E001

Computer model: Inspiron 5720/7720

© 2012–2013 Dell Inc.

Η ονομασία Dell™, το λογότυπο DELL και η ονομασία Inspiron™ είναι εμπορικά σήματα της Dell Inc. Η ονομασία Windows® είναι η εμπορικό σήμα ή σήμα κατατεθέν της Microsoft Corporation στις ΗΠΑ και/ή άλλες χώρες.

Μοντέλο σύμφωνα με τις κανονιστικές διατάξεις: P15E | Τύπος: P15E001

Μοντέλο υπολογιστή: Inspiron 5720/7720

© 2012–2013 Dell Inc.

Dell™, o logótipo DELL e Inspiron™ são marcas comerciais da Dell Inc. Windows® é uma marca comercial ou uma marca comercial registada da Microsoft Corporation nos Estados Unidos e/ou noutros países.

Modelo regulamentar: P15E | Tipo: P15E001

Modelo do computador: Inspiron 5720/7720

© 2012–2013 Dell Inc.

Dell™, sigla DELL și Inspiron™ sunt mărci comerciale ale Dell Inc. Windows® este marcă comercială sau marcă comercială înregistrată a Microsoft Corporation în Statele Unite ale Americii și/sau în alte țări.

Model de reglementare: P15E | Tip: P15E001

Modelul computerului: Inspiron 5720/7720

© 2012–2013 Dell Inc.

Dell™, logotip DELL în Inspiron™ so blagovne znamke družbe Dell Inc. Windows® je blagovna znamka ali registrirana blagovna znamka družbe Microsoft Corporation v Združenih državah Amerike in/ali drugih državah.

Regulativni model: P15E | Vrsta: P15E001

Model računalnika: Inspiron 5720/7720



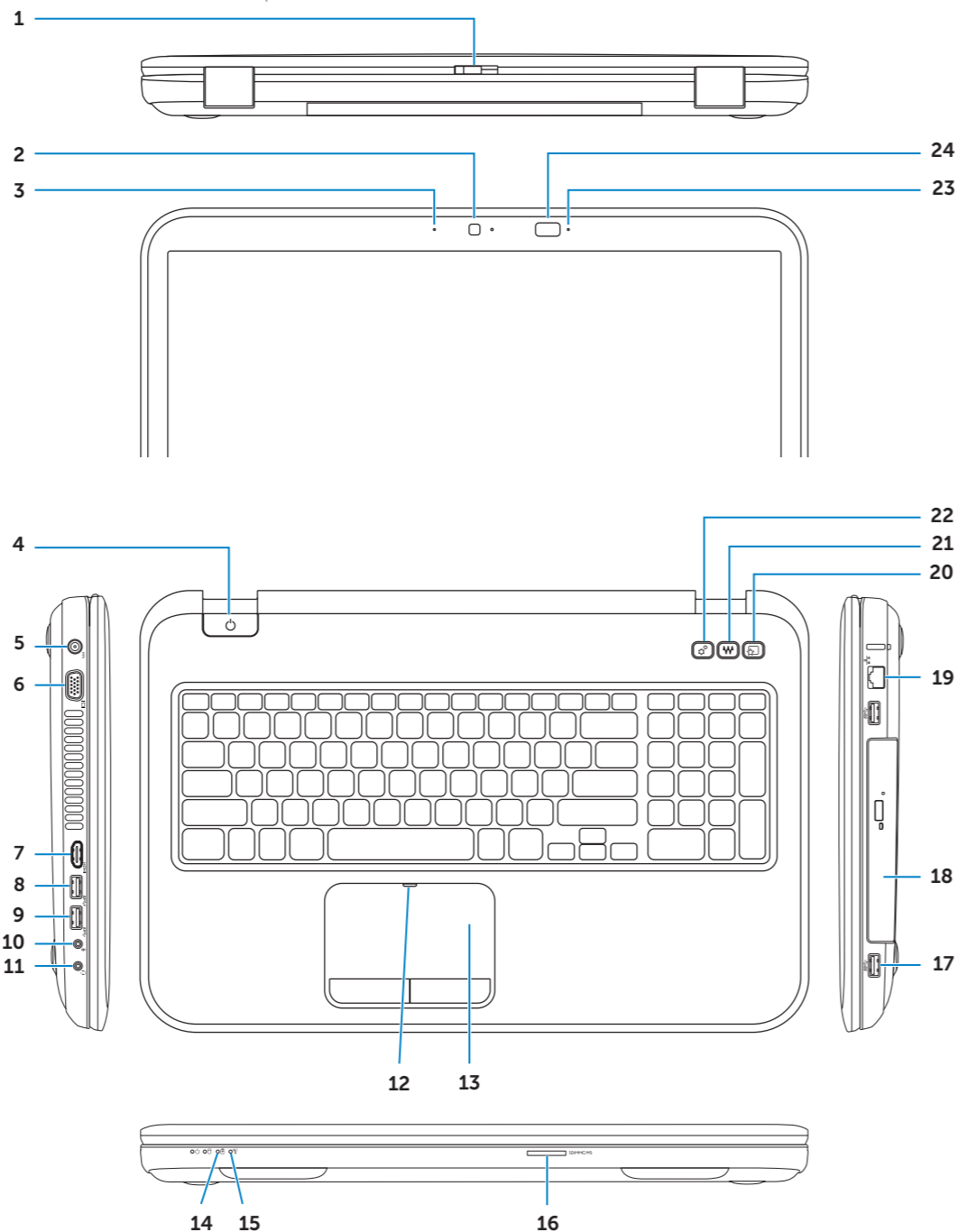
Printed in China.

2013 - 03

Computer Features

Χαρακτηριστικά υπολογιστή | Características do computador

Caracteristicile computerului | Funkcije računalnika



- | | | |
|---------------------------------|-------------------------------------|---|
| 1. Switch release latch | 10. Microphone port | 18. Optical drive |
| 2. Camera | 11. Headphone/Microphone combo port | 19. Network port |
| 3. Microphone | 12. Touchpad status light | 20. Dell Instant Launch button |
| 4. Power button | 13. Touchpad | 21. Dell Audio With Preset Switch button |
| 5. Power adapter port | 14. Battery status light | 22. Windows Mobility Center button |
| 6. VGA port | 15. Wireless status light | 23. 3D infrared emitter status indicator (optional) |
| 7. HDMI port | 16. 8-in-1 Media-card reader | 24. 3D infrared emitter (optional) |
| 8. USB 3.0 port with PowerShare | 17. USB 3.0 ports (2) | |
| 9. USB 3.0 port | | |

- | | | |
|----------------------------------|--|---|
| 1. Μάνταλο αποδέσμευσης διακόπτη | 11. Σύνθετη θύρα ακουστικών/ μικροφώνου | 19. Θύρα δικτύου |
| 2. Κάμερα | 12. Λυχνία κατάστασης επιφάνειας αφής | 20. Κουμπί Dell Instant Launch (Άμεση εκκίνηση της Dell) |
| 3. Μικρόφωνο | 13. Επιφάνεια αφής | 21. Ήχος Dell με κουμπί εναλλαγής προκαθορισμένων ρυθμίσεων |
| 4. Κουμπί τροφοδοσίας | 14. Λυχνία κατάστασης μπαταρίας | 22. Κουμπί Windows Mobility Center (Κέντρο φορητότητας των Windows) |
| 5. Θύρα προσαρμογέα ισχύος | 15. Λυχνία κατάστασης ασύρματης επικοινωνίας | 23. Ενδεικτική λυχνία κατάστασης πομπού τριδιάστατων (3D) υπερύθρων (προαιρετικά) |
| 6. Θύρα VGA | 16. Μονάδα ανάγνωσης καρτών μέσω 8 σε 1 | 24. Πομπός τριδιάστατων (3D) υπερύθρων (προαιρετικά) |
| 7. Θύρα HDMI | 17. Θύρες USB 3.0 (2) | |
| 8. Θύρα USB 3.0 με PowerShare | 18. Μονάδα οπτικού δίσκου | |
| 9. Θύρα USB 3.0 | | |
| 10. Θύρα μικροφώνου | | |

- | | | |
|-----------------------------------|--|--|
| 1. Trinco de desbloqueio do botão | 10. Porta de microfone | 18. Unidade óptica |
| 2. Câmera | 11. Porta combinada auscultadores/ microfone | 19. Porta de rede |
| 3. Microfone | 12. Luz de estado do painel táctil | 20. Botão de início instantâneo Dell |
| 4. Botão de ligação | 13. Painel táctil | 21. Botão de áudio com predefinição Dell |
| 5. Porta do adaptador de energia | 14. Luz de estado da bateria | 22. Botão do Windows Mobility Center |
| 6. Porta VGA | 15. Luz de estado da ligação sem fios | 23. Indicador de estado do emissor de infravermelhos 3D (opcional) |
| 7. Porta HDMI | 16. Leitor de cartões de multimédia 8 em 1 | 24. Emissor de infravermelhos 3D (opcional) |
| 8. Porta USB 3.0 com PowerShare | 17. Portas USB 3.0 (2) | |
| 9. Porta USB 3.0 | | |

- | | | |
|--|--|---|
| 1. Lamelă de deblocare a butonului | 10. Port pentru microfon | 18. Unitate optică |
| 2. Cameră | 11. Port combo pentru căști/microfon | 19. Port de rețea |
| 3. Microfon | 12. Indicator luminos de stare a touchpadului | 20. Buton Dell de lansare instantanee |
| 4. Buton de alimentare | 13. Touchpad | 21. Buton Dell pentru setări audio prestabilite |
| 5. Port pentru adaptorul de alimentare | 14. Indicator luminos de stare a bateriei | 22. Buton pentru Centrul Windows pentru mobilitate |
| 6. Port VGA | 15. Indicator luminos de stare a funcției wireless | 23. Indicator de stare a emițătorului 3D infraroșu (opțional) |
| 7. Port HDMI | 16. Cititor de carduri de stocare 8 în 1 | 24. Emițător 3D infraroșu (opțional) |
| 8. Port USB 3.0 cu PowerShare | 17. Porturi USB 3.0 (2) | |
| 9. Port USB 3.0 | | |

- | | | |
|--|---|--|
| 1. Sprostitveni zapah | 10. Priključek za mikrofon | 19. Omrežni priključek |
| 2. Kamera | 11. Kombinirana vrata za slušalke/ mikrofon | 20. Gumb za hitri zagon Dell |
| 3. Mikrofon | 12. Lučka stanja sledilne ploščice | 21. Zvok Dell s predhodno nastavljenim preklopnim gumbom |
| 4. Gumb za vklop/izklop | 13. Sledilna ploščica | 22. Gumb za središče za prenosni računalnik |
| 5. Vrata za napajalnik | 14. Lučka stanja baterije | 23. Indikator stanja infrardečega 3D-oddajnika (izbirno) |
| 6. Vrata VGA | 15. Lučka stanja brezžične povezave | 24. Infrardeči 3D-oddajnik (izbirno) |
| 7. Vrata HDMI | 16. Bralnik pomnilniških kartic 8-v-1 | |
| 8. Vrata USB 3.0 s funkcijo PowerShare | 17. Vrata USB 3.0 (2) | |
| 9. Vrata USB 3.0 | 18. Optični pogon | |

inspiron

17R

Quick Start Guide

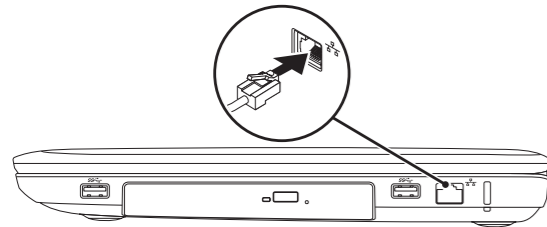
Οδηγός γρήγορης έναρξης | Guia de iniciação rápida

Ghid de începere rapidă | Priročnik za hitri zagon



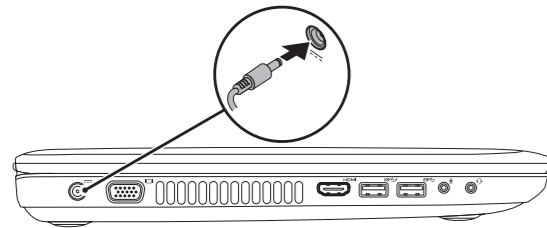
1 Connect the network cable (optional)

Συνδέστε το καλώδιο δικτύου (προαιρετικά) | Ligar o cabo de rede (opcional)
Conectați cablul de rețea (opțional) | Priključite omrežni kabel (dodatna možnost)




2 Connect the power adapter

Συνδέστε τον προσαρμογέα ισχύος | Ligar o adaptador de corrente
Conectați adaptorul de alimentare | Priključite napajalni kabel



3 Press the power button

Πιέστε το κουμπί τροφοδοσίας | Premir o botão de alimentação
Apăsați pe butonul de alimentare | Pritisnite gumb za vklop/izklop

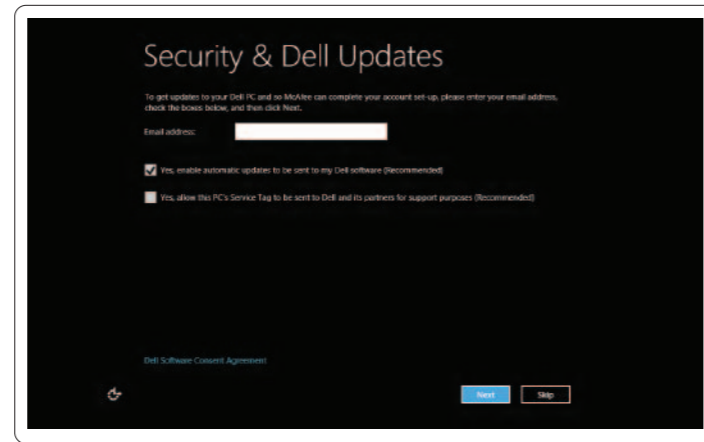


4 Complete Windows setup

Ολοκληρώστε την εγκατάσταση των Windows | Concluir a configuração do Windows
Finalizați instalarea sistemului de operare Windows | Dokončajte namestitve sistema Windows

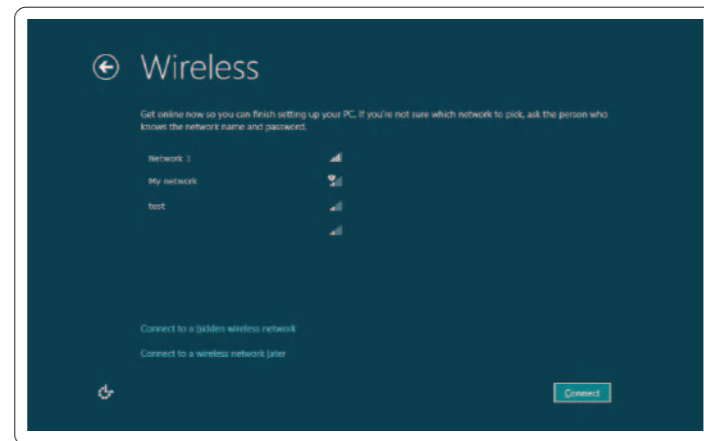
Enable security

Ενεργοποιήστε την ασφάλεια | Activar siguranța
Activați securitatea | Omogočite varnostne funkcije



Configure wireless (optional)

Διαρθρώστε την ασύρματη επικοινωνία (προαιρετικά) | Configurar sem fios (opcional)
Configurați funcția wireless (opțional) | Konfigurirajte brezžično omrežje (izbirno)



Windows 8

Tiles Πλακίδια | Mosaicos | Cadre | Ploščice



Scroll to access more tiles

Με κύλιση αποκτήστε πρόσβαση σε περισσότερα πλακίδια
Percorra para aceder a mais ficheiros
Derulați pentru a accesa mai multe cadre
Podrsajte za dostop do drugih ploščic

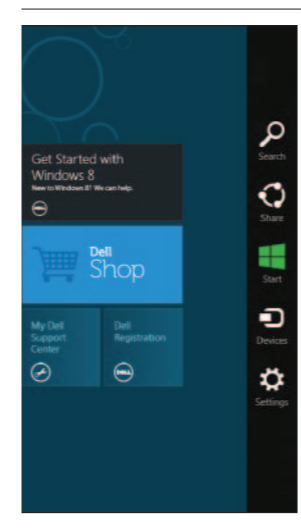
Resources Πόροι | Recursos | Resurse | Viri



Getting started

Γρήγορα αποτελέσματα
Começar
Noțiuni introductive
Začetek
My Dell Support Center
My Dell Support Center (Κέντρο υποστήριξης)
Centro de suporte My Dell
Centrul de asistență Dell
Center za podporo uporabnikom Dell

Charms sidebar Πλαϊνή γραμμή συμβόλων | Barra lateral de orșodes
Bara laterală de efecte magice | Čarobna vrstica



Swipe from right edge of the touchpad

Μετακινήστε το δάχτυλό σας από τη δεξιά άκρη της οθόνης
Passe o dedo a partir da direita do painel táctil
Treceți cu degetul dinspre marginea din dreapta a touchpadului
Podrsajte iz desnega kota sledilne ploščice



Point mouse to lower- or upper-right corner

Στρέψτε το ποντίκι προς την κάτω ή την πάνω δεξιά γωνία
Aponte o rato para o canto inferior ou superior direito
Indicați cu mouse-ul spre colțul din dreapta jos sau sus
Premaknite miško v spodnji ali zgornji desni kot

Function Keys

Πλήκτρα λειτουργιών | Teclas de funcção | Taste funcționale | Funkcijske tipke

	Switch to external display	Μετάβαση σε εξωτερική οθόνη Mudar para o ecrã externo Comutare la afișaj extern Preklopi na zunanji zaslon
	Turn off/on wireless	Ενεργοποίηση/Απενεργοποίηση ασύρματης επικοινωνίας Ligar/desligar a transmissão sem fios Activare/dezactivare funcție wireless Vklopi/izklopi brezžično omrežje
	Enable/Disable touchpad	Ενεργοποίηση/Απενεργοποίηση επιφάνειας αφής Activar/Desactivar o painel táctil Activare/dezactivare touchpad Omogoči/onemogoči sledilno ploščico
	Decrease brightness	Μείωση φωτεινότητας Diminuir o brilho Reducere luminozitate Pomanjšaj svetlost
	Increase brightness	Αύξηση φωτεινότητας Aumentar o brilho Creștere luminozitate Povečaj svetlost
	+	Εναλλαγή οπίσθιου φωτισμού πληκτρολογίου (προαιρετικά) Ligar/Desligar retroiluminação do teclado (opcional) Comutare retroiluminare tastatură (opțional) Preklop osvetlitve ozadja tipkovnice (izbirno)
	Play previous track or chapter	Αναπαραγωγή προηγούμενου κομματιού ή κεφαλαίου Reproduzir a faixa ou capítulo anterior Redare melodia sau capitoul anterior Predvajaj prejšnji posnetek ali poglavje
	Play/Pause	Αναπαραγωγή/Παύση Reproduzir/Pausa Redare/Pauză Predvajaj/premor
	Play next track or chapter	Αναπαραγωγή επόμενου κομματιού ή κεφαλαίου Reproduzir a faixa ou capítulo seguinte Redare melodia sau capitoul următor Predvajaj naslednji posnetek ali poglavje
	Decrease volume level	Μείωση έντασης ήχου Diminuir o nível de volume Reducere nivel de volum Pomanjšaj stopnjo glasnosti
	Increase volume level	Αύξηση έντασης ήχου Aumentar o nível de volume Creștere nivel de volum Povečaj stopnjo glasnosti
	Mute audio	Σίγαση ήχου Silenciar áudio Dezactivare sunet Utišaj zvok